

ADVANCED HIGH CEILING

Atria 6 Series - Standard



6-inch aperture high lumen cylinder with lumen output 3470 – 9250lm. Additional features include outdoor/natorium rating, and ColorFlip™ tunable white.

- Outdoor/Natorium Rating

(Please refer to Outdoor/Natorium Version spec sheet)

Special coating, sealant, and wiring is applied for long term operation in harsh environments.

- ColorFlip™ (Please refer to Tunable White Version spec sheet)

Utilize latest flip chip technology for optimum efficacy, delivering consistent high lumen output with 105LPW at CRI85+ when color tuning from 2700K to 6500K. Compatible to all 0-10V and DMX dimming controls.

Quantity		Type	
Project		Note	

Electrical System

- 3895lm (40W)
- 6180lm (60W)
- 7845lm (80W)
- 9250lm (100W)
- Power Input: Universal (120-277V)
- Operating Temperature: -13°F~112°F
- Surge Protection: 4KV
- Remote Emergency Pack: Bodine BSL20LV

LED Technology

- 2700K, 3000K, 3500K, 4000K
- 85 CRI, 93 CRI
- Beam Angle: 40°, 60°, 100° (with diffuser)
- Glowing Ring Option
- Rated Life > 60,000 hours (L70)

Advanced Dimming

(Proprietary VX Driver is incorporated to all dimming options for video flicker-free lighting)

- **Standard 0-10V:** dims to 10%
- **Superior 0-10V:** dim to 1 %
- **DMX:** high resolution dims to 0.1%
(Supports ANSI E1.20 RDM protocol)
- **TRIAC:** Line-voltage phase control, dims to 1% **(120V only)**
- **3-wire:** LUTRON Hi Lume 3-wire, dims to 1% **(UNV only)**
- **ECOsistem:** LUTRON Hi Lume ECOsystem, dims to 1 % **(UNV only)**

Housing

- Diameter: 6.4" (164mm)
- Height: 15" (381mm)
- Material: Aluminum
- Weight: 19.8 lbs

Mounting

- Surface Mount
- Stem 2ft or 4ft; 45° Swivel Canopy Included
- Adjustable Aircraft Cable 10ft
- Wall Mount (STV ONLY)
- Yoke Mount

Warranty

- 5 years limited warranty.

Listing

- ETL Damp Location Listed
- FCC
- CE



Atria 6 Series - Standard





How To Specify:

Ordering Example:AS6-100-408-UNV-DMX-40-STD-BLK-SUM

4-5 weeks lead time on over 75% of specifications.

Model	Wattage	CCT / CRI	Voltage	Dimming
AS6				
AS6 Atria 6	40 40W 60 60W 80 80W 100 100W	278 2700K / CRI85 308 3000K / CRI85 358 3500K / CRI85 408 4000K / CRI85 279 2700K / CRI93 309 3000K / CRI93 359 3500K / CRI93	UNV 120-277V	STV Standard 0-10V dims to 10% SPV Superior 0-10V dims to 1% DMX DMX dims to 0.1% (XLR Sockets) DMX(RJ45) DMX dims to 0.1% (RJ45 Sockets) TRC* TRIAC dims to 1% (120V only) ECO LUTRON ECOsystem dims to 1% (UNV only) 3WIR LUTRON 3-wire dims to 1% (UNV only)

*Option not available for 100W.

Beam Angle	Rim Finish	Finish	Mounting	Accessories
40 40° 60 60° WD* 100° (with diffuser)	 STD Without Ring  GLR Glowing Ring	BLK Black WHT White	SUM Surface Mount ST2 Stem 2ft ST4 Stem 4ft AD10 Adjustable Cable 10ft WLM Wall Mount (STV ONLY) YKM12 Yoke Mount 12"	SPD¹ Surge Protector EMP Remote Emergency Pack DF² Diffuser

* Please factor in change in lumen output with diffuser (-20% with DF).

¹ Surge protector for up to 10KV. Applicable for unstable mains or facilities using high power machineries.

² Please factor in change in lumen output with diffuser (-20% with DF).

Atria 6 Series - Standard



Delivered Lumens*

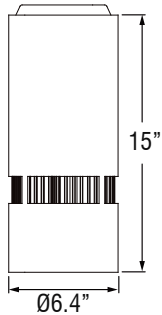
Wattage \ CCT	40W	60W	80W	100W
	Beam Angle: 40°			
4000K	3895 lm	6180 lm	7845 lm	9250 lm
3500K	3710 lm	5890 lm	7620 lm	9130 lm
3000K	3640 lm	5780 lm	7195 lm	8900 lm
2700K	3470 lm	5500 lm	6725 lm	8210 lm

*Tolerance ±8%

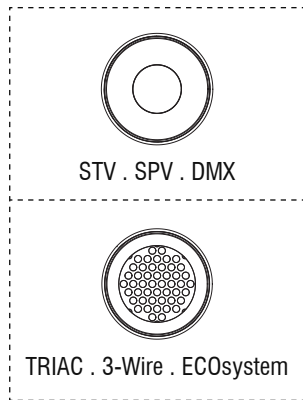
Current Consumption

Wattage \ Volt	120V	277V
40W	0.37A	0.16A
60W	0.55A	0.24A
80W	0.73A	0.32A
100W	0.92A	0.40A

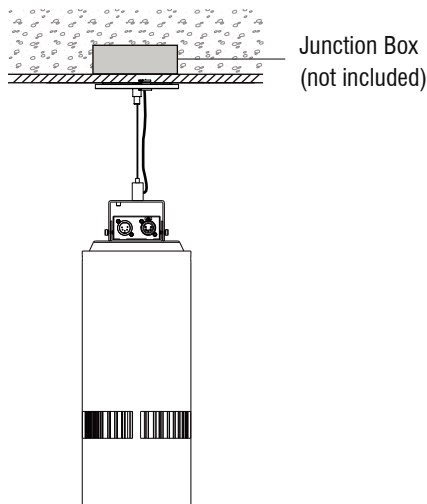
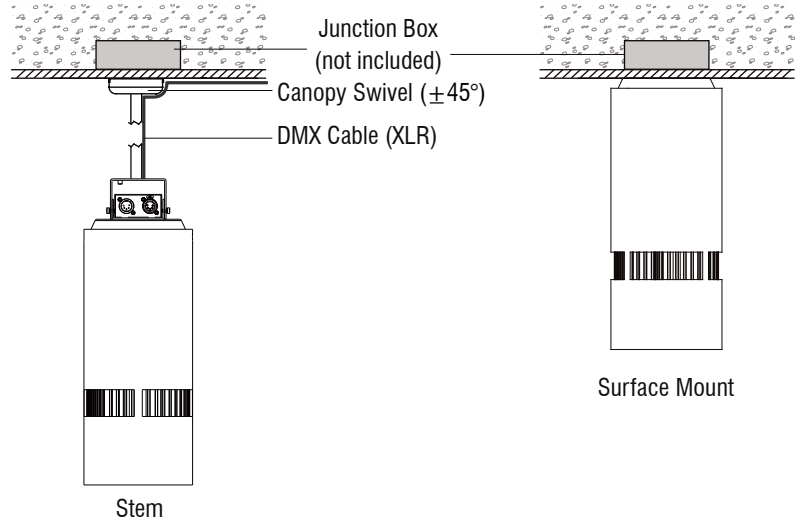
Dimensions



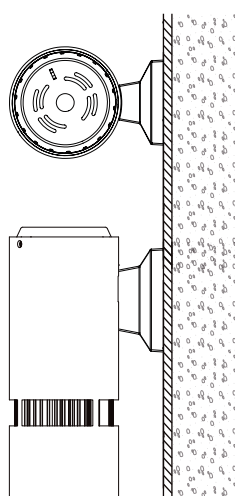
Appearance



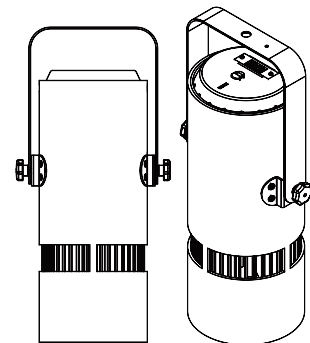
Mounting Options



Adjustable Aircraft Cable



Wall Mount



Yoke Mount

Atria 6 Series - Standard



DMX Requirements

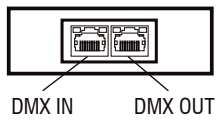
The AS6 LED fixture with DMX is a **ONE CHANNEL DMX unit**.

When placing order, please indicate DMX address. (The DMX address will be listed on the back of the fixture.)

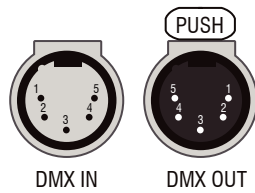
The LED fixture provide RJ45 Socket or XLR socket to connect. (DMX cable NOT included.)

The final fixture should be terminated by the use of DMX Terminator (by others).

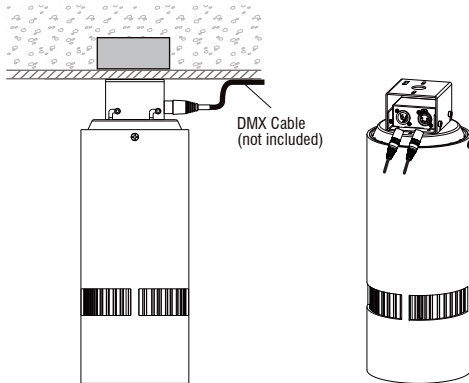
RJ45 Sockets



XLR Sockets



CONNECTION	RJ45 (CAT5e)	5-PIN XLR
Common	WHITE/BROWN(PIN7) & BROWN(PIN 8)	PIN 1
Signal -	ORANGE(PIN 2)	PIN 2
Signal +	WHITE/ORANGE(PIN 1)	PIN 3
Spare	-	PIN 4
Spare	-	PIN 5



Compatible TRIAC Dimmer List

LUTRON PART NO

RRD-6NA-	RRT-G5NEW-	RRT-GH	HQRD-10ND-	HQRT-GH	HQRD-HN	PD-10NXD-
RRD-6ND	RRT-G25LW-	HQRD-6NA-	MRF2-6ND-120-	HQRT-G25LW-	GT-250M-	PD-5NE-
RRD-10ND-	RRD-HN	HQRD-6ND-	MRF2S-6ND-120-	HQRT-G5NEW-	GTJ-250M-	

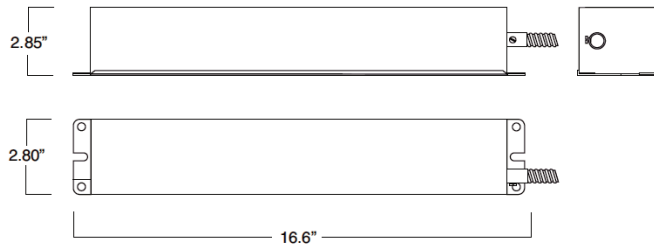
Atria 6 Series - Standard



Emergency Pack Lumen Output Table

CCT	2700K	3000K	4000K	5000K
Lumen	1640 lm	1760 lm	1890 lm	1950 lm

Remote Emergency Pack



Mounting with standard ceiling recessed Junction BOX

